

Parts of Circles

Dan Greenberg
Lori Jordan
Andrew Gloag
Victor Cifarelli
Jim Sconyers
Bill Zahner

Say Thanks to the Authors

Click <http://www.ck12.org/saythanks>

(No sign in required)

To access a customizable version of this book, as well as other interactive content, visit www.ck12.org

CK-12 Foundation is a non-profit organization with a mission to reduce the cost of textbook materials for the K-12 market both in the U.S. and worldwide. Using an open-source, collaborative, and web-based compilation model, CK-12 pioneers and promotes the creation and distribution of high-quality, adaptive online textbooks that can be mixed, modified and printed (i.e., the FlexBook® textbooks).

Copyright © 2016 CK-12 Foundation, www.ck12.org

The names “CK-12” and “CK12” and associated logos and the terms “**FlexBook®**” and “**FlexBook Platform®**” (collectively “CK-12 Marks”) are trademarks and service marks of CK-12 Foundation and are protected by federal, state, and international laws.

Any form of reproduction of this book in any format or medium, in whole or in sections must include the referral attribution link <http://www.ck12.org/saythanks> (placed in a visible location) in addition to the following terms.

Except as otherwise noted, all CK-12 Content (including CK-12 Curriculum Material) is made available to Users in accordance with the Creative Commons Attribution-Non-Commercial 3.0 Unported (CC BY-NC 3.0) License (<http://creativecommons.org/licenses/by-nc/3.0/>), as amended and updated by Creative Commons from time to time (the “CC License”), which is incorporated herein by this reference.

Complete terms can be found at <http://www.ck12.org/about/terms-of-use>.

Printed: August 22, 2016

flexbook
next generation textbooks



AUTHORS

Dan Greenberg
Lori Jordan
Andrew Gloag
Victor Cifarelli
Jim Sconyers
Bill Zahner

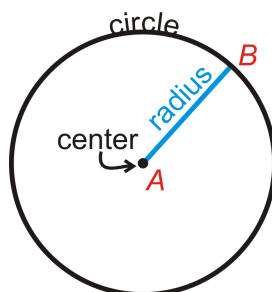
CHAPTER 1

Parts of Circles

Here you'll learn all the vocabulary associated with the parts of a circle.

Circles

A **circle** is the set of all points in the plane that are the same distance away from a specific point, called the **center**. The center of the circle below is point A. We call this circle “circle A,” and it is labeled $\odot A$.



Important Circle Parts

Radius: The distance from the center of the circle to its outer rim.

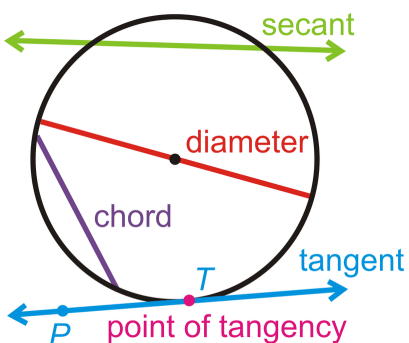
Chord: A line segment whose endpoints are on a circle.

Diameter: A chord that passes through the center of the circle. The length of a diameter is two times the length of a radius.

Secant: A line that intersects a circle in two points.

Tangent: A line that intersects a circle in exactly one point.

Point of Tangency: The point where a tangent line touches the circle.




The tangent ray \overrightarrow{TP} and tangent segment \overline{TP} are also called tangents.


Tangent Circles: Two or more circles that intersect at one point.

Concentric Circles: Two or more circles that have the same center, but different radii.

Congruent Circles: Two or more circles with the same radius, but different centers.



What if you drew a line through a circle from one side to the other that does not pass through the center? What if you drew a line outside a circle that touched the circle at one point? What would you call these lines you drew?



MEDIA

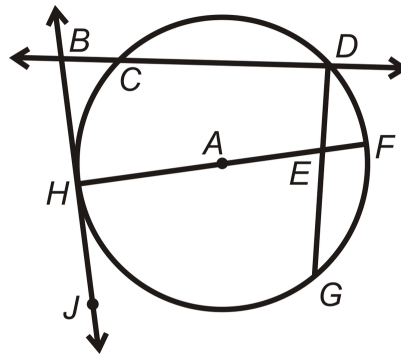
Click image to the left or use the URL below.

URL: <https://www.ck12.org/flx/render/embeddedobject/136551>

Examples

Example 1

Find the parts of $\odot A$ that best fit each description.



- a. A radius

\overline{HA} or \overline{AF}

- b. A chord

\overline{CD} , \overline{HF} , or \overline{DG}

- c. A tangent line

\overleftrightarrow{BJ}

- d. A point of tangency

Point H

- e. A diameter

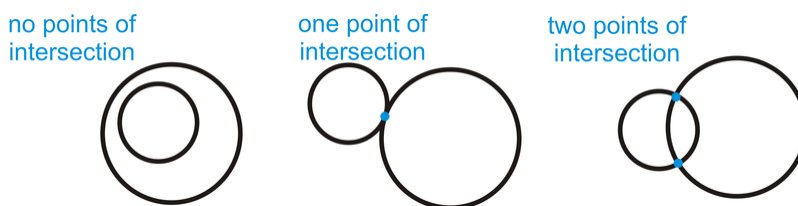
\overline{HF}

- f. A secant

\overleftrightarrow{BD}

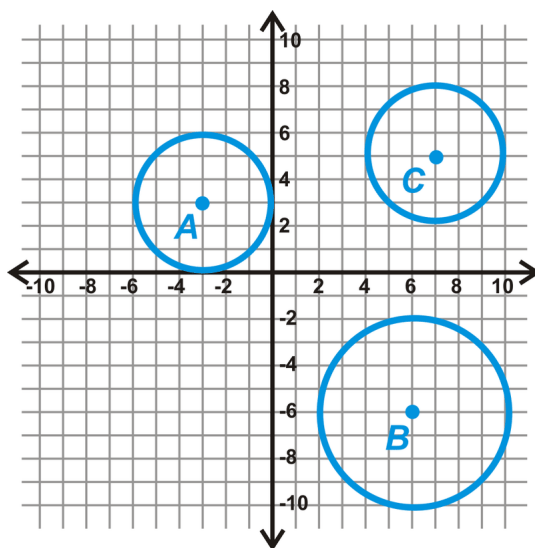
Example 2

Draw an example of how two circles can intersect with no, one and two points of intersection. You will make three separate drawings.



Example 3

Determine if any of the following circles are congruent.



From each center, count the units to the outer rim of the circle. It is easiest to count vertically or horizontally. Doing this, we have:

Radius of $\odot A = 3 \text{ units}$

Radius of $\odot B = 4 \text{ units}$

Radius of $\odot C = 3 \text{ units}$

From these measurements, we see that $\odot A \cong \odot C$.

Notice the circles are congruent. The lengths of the radii are equal.

Example 4

Is it possible to have a line that intersects a circle three times? If so, draw one. If not, explain.

It is not possible. By definition, all lines are *straight*. The maximum number of times a line can intersect a circle is twice.

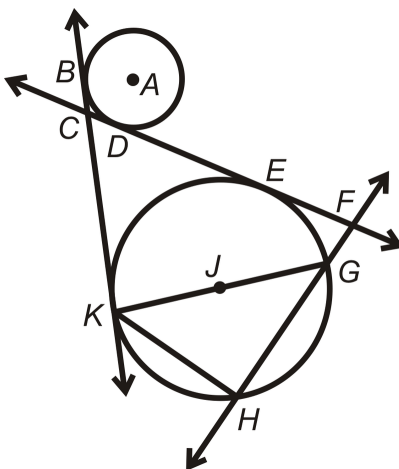
Example 5

Are all circles similar?

Yes. All circles are the same shape, but not necessarily the same size, so they are similar.

Review

Determine which term best describes each of the following parts of $\odot P$.

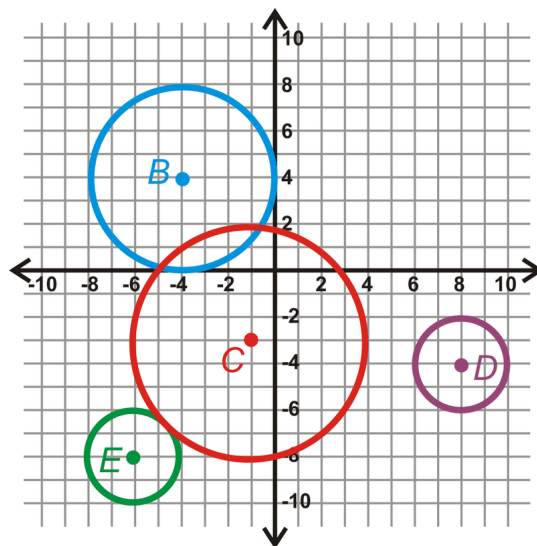


1. \overleftrightarrow{KG}
2. \overleftrightarrow{FH}
3. \overline{KH}
4. \overline{E}
5. \overleftrightarrow{BK}
6. \overleftrightarrow{CF}
7. A
8. \overline{JG}
9. What is the longest chord in any circle?

Use the graph below to answer the following questions.

10. Find the radius of each circle.
11. Are any circles congruent? How do you know?
12. Find all the common tangents for $\odot B$ and $\odot C$.
13. $\odot C$ and $\odot E$ are externally tangent. What is CE ?

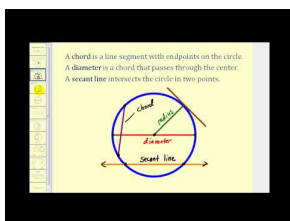
14. Find the equation of \overline{CE} .



Review (Answers)

To see the Review answers, open this [PDF file](#) and look for section 9.1.

Resources



MEDIA

Click image to the left or use the URL below.

URL: <https://www.ck12.org/flx/render/embeddedobject/1325>