

Area and Perimeter of Triangles

Dan Greenberg

Lori Jordan

Andrew Gloag

Victor Cifarelli

Jim Sconyers

Bill Zahner

Say Thanks to the Authors

Click <http://www.ck12.org/saythanks>

(No sign in required)

To access a customizable version of this book, as well as other interactive content, visit www.ck12.org

CK-12 Foundation is a non-profit organization with a mission to reduce the cost of textbook materials for the K-12 market both in the U.S. and worldwide. Using an open-source, collaborative, and web-based compilation model, CK-12 pioneers and promotes the creation and distribution of high-quality, adaptive online textbooks that can be mixed, modified and printed (i.e., the FlexBook® textbooks).

Copyright © 2016 CK-12 Foundation, www.ck12.org

The names “CK-12” and “CK12” and associated logos and the terms “**FlexBook®**” and “**FlexBook Platform®**” (collectively “CK-12 Marks”) are trademarks and service marks of CK-12 Foundation and are protected by federal, state, and international laws.

Any form of reproduction of this book in any format or medium, in whole or in sections must include the referral attribution link <http://www.ck12.org/saythanks> (placed in a visible location) in addition to the following terms.

Except as otherwise noted, all CK-12 Content (including CK-12 Curriculum Material) is made available to Users in accordance with the Creative Commons Attribution-Non-Commercial 3.0 Unported (CC BY-NC 3.0) License (<http://creativecommons.org/licenses/by-nc/3.0/>), as amended and updated by Creative Commons from time to time (the “CC License”), which is incorporated herein by this reference.

Complete terms can be found at <http://www.ck12.org/about/terms-of-use>.

Printed: June 15, 2016

flexbook
next generation textbooks



AUTHORS

Dan Greenberg
Lori Jordan
Andrew Gloag
Victor Cifarelli
Jim Sconyers
Bill Zahner

CHAPTER

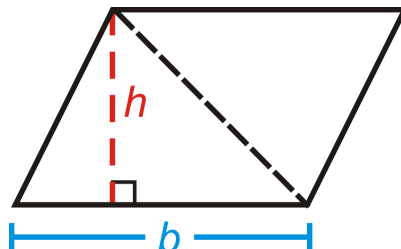
1

Area and Perimeter of Triangles

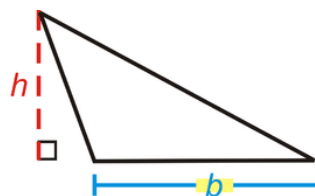
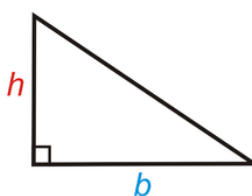
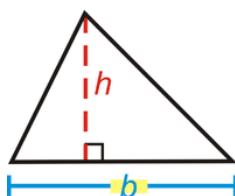
Here you'll learn how to find the area and perimeter of a triangle given its base and height.

Area and Perimeter of Triangles

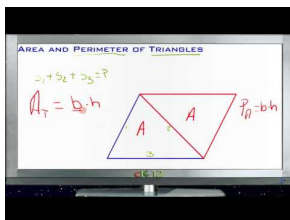
The formula for the area of a triangle is half the area of a parallelogram.



Area of a Triangle: $A = \frac{1}{2}bh$ or $A = \frac{bh}{2}$.



What if you were given a triangle and the size of its base and height? How could you find the total distance around the triangle and the amount of space it takes up?



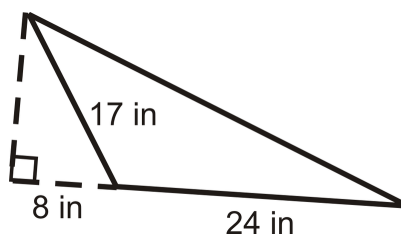
MEDIA

Click image to the left or use the URL below.

URL: <https://www.ck12.org/flx/render/embeddedobject/136620>

Examples

For Examples 1 and 2, use the following triangle.



Example 1

Find the height of the triangle.

Use the Pythagorean Theorem to find the height.

$$\begin{aligned}8^2 + h^2 &= 17^2 \\h^2 &= 225 \\h &= 15 \text{ in}\end{aligned}$$

Example 2

Find the perimeter.

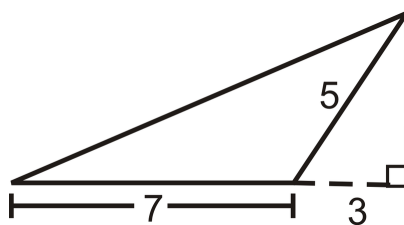
We need to find the hypotenuse. Use the Pythagorean Theorem again.

$$\begin{aligned}(8 + 24)^2 + 15^2 &= h^2 \\h^2 &= 1249 \\h &\approx 35.3 \text{ in}\end{aligned}$$

The perimeter is $24 + 35.3 + 17 \approx 76.3 \text{ in}$.

Example 3

Find the area of the triangle.

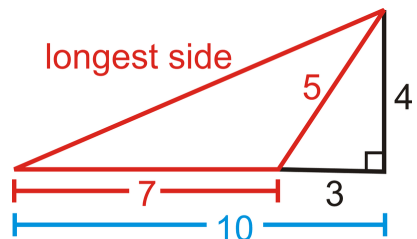


To find the area, we need to find the height of the triangle. We are given two sides of the small right triangle, where the hypotenuse is also the short side of the obtuse triangle.

$$\begin{aligned}3^2 + h^2 &= 5^2 \\9 + h^2 &= 25 \\h^2 &= 16 \\h &= 4 \\A &= \frac{1}{2}(4)(7) = 14 \text{ units}^2\end{aligned}$$

Example 4

Find the perimeter of the triangle in Example 3.



To find the perimeter, we need to find the longest side of the obtuse triangle. If we used the black lines in the picture, we would see that the longest side is also the hypotenuse of the right triangle with legs 4 and 10.

$$4^2 + 10^2 = c^2$$

$$16 + 100 = c^2$$

$$c = \sqrt{116} \approx 10.77$$

The perimeter is $7 + 5 + 10.77 \approx 22.77$ units

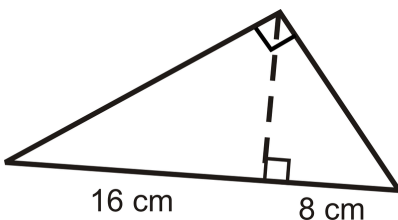
Example 5

Find the area of a triangle with base of length 28 cm and height of 15 cm.

The area is $\frac{1}{2}(28)(15) = 210$ cm^2 .

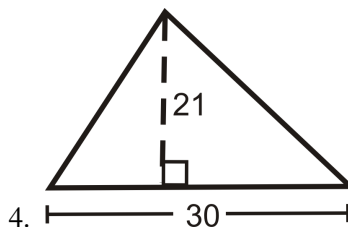
Review

Use the triangle to answer the following questions.



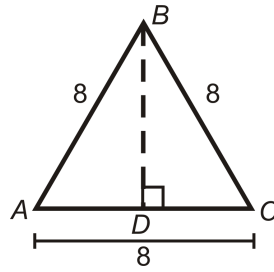
1. Find the height of the triangle by using the geometric mean.
2. Find the perimeter.
3. Find the area.

Find the area of the following shape.



5. What is the height of a triangle with area 144 m^2 and a base of 24 m?

In questions 6-11 we are going to derive a formula for the area of an equilateral triangle.



6. What kind of triangle is $\triangle ABD$? Find AD and BD .
7. Find the area of $\triangle ABC$.
8. If each side is x , what is AD and BD ?
9. If each side is x , find the area of $\triangle ABC$.
10. Using your formula from #9, find the area of an equilateral triangle with 12 inch sides.
11. Using your formula from #9, find the area of an equilateral triangle with 5 inch sides.

Review (Answers)

To see the Review answers, open this [PDF file](#) and look for section 10.3.