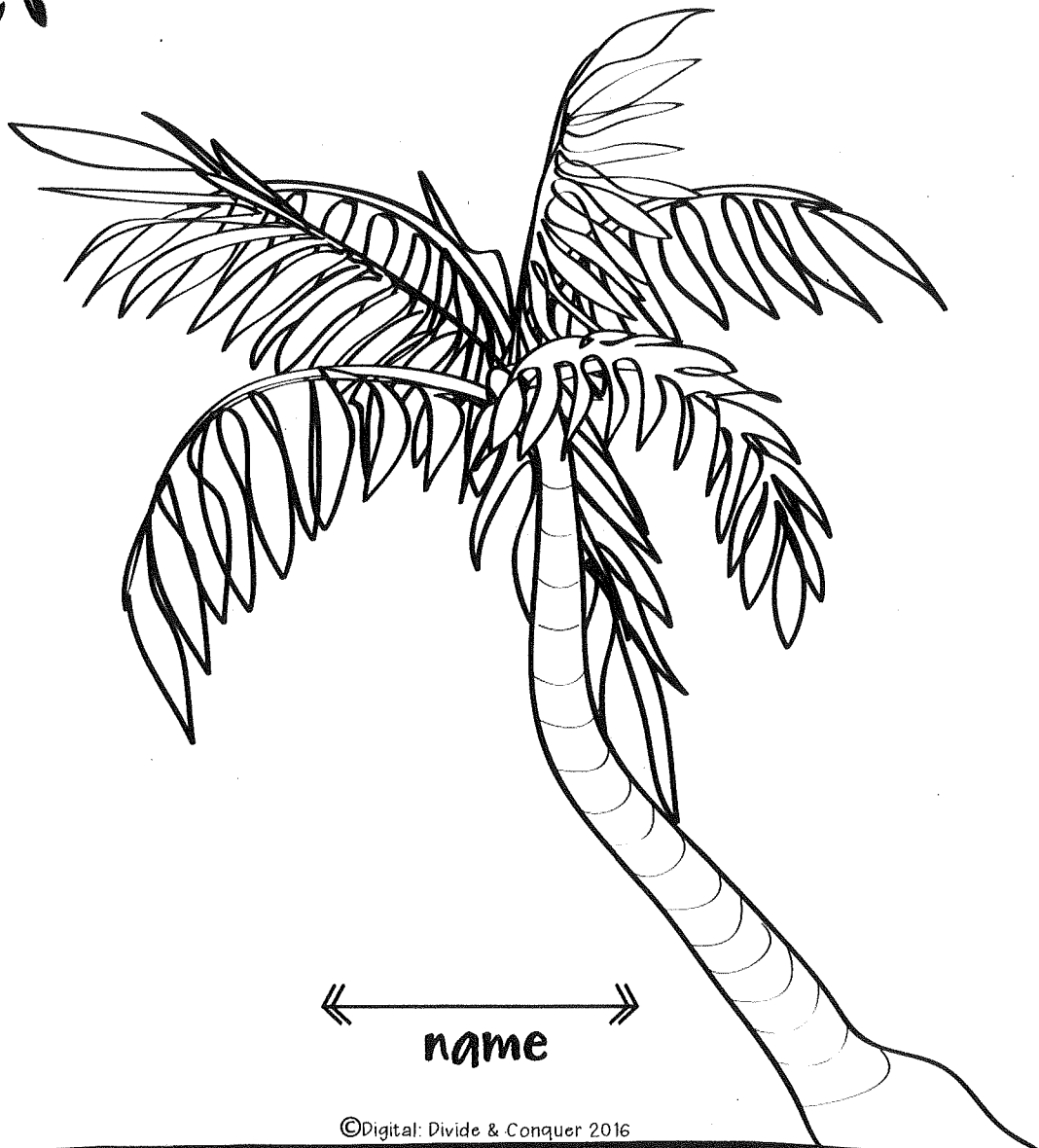


ISLAND SURVIVAL

YOU ARE YOUR BEST HOPE



↔
name

VACATION TIME

You are about to embark on a wonderful vacation of a lifetime.

Where would your dream vacation be?

PACK YOUR BAGS

What are ten specific items you will take on vacation?

ITEMS could be clothes, toys, entertainment, or essential items to make the best vacation ever.



SOMETHING HAS HAPPENED

It looks like your dream vacation might have just turned into a nightmare. Somehow your trip ran into some turbulence along the way. NOW, you are laying face down in the sand with salty water splashing against your face.

Where are you?

You remember boarding the plane.
You remember buckling your seat belt.
You even remember taking off.
But NOTHING after that.

Pushing yourself up, you don't see a single other person around. The water hitting your face is the tide of the ocean. There's sand in your mouth. You are on some kind of island.

Twenty feet away is your luggage with all ten items you packed. A little farther down the beach are a couple of other bags and a medical kit.

You don't see the plane anywhere. You have no idea what happened. It looks like there is luggage and debris scattered on land and floating in the water.

DRAW WHAT YOU SEE ON THE BEACH.



TAKING STOCK

Look at the 10 items you brought for your trip.
What are the **THREE** most important items that will help you survive?
Label the item, draw a picture of it, and explain how it will help.


1



2



3



MUST DO NOW!

What are FOUR essential actions that you need to do to ensure your protection and survival on the island?

1

WHY?

2

WHY?

3

WHY?

4

WHY?

LANDFORMS AND MORE

Select landforms (from the list below) you have seen while exploring the island. Draw what they look like on your island.

cave	river	prairie
cliff	pond	valley
cove	swamp	volcano
water-fall	wetland	bog

1

2

3

4

LANDFORMS AND MORE

Select landforms (from the list below) you have seen while exploring the island. Draw what they look like on your island.

bluff	lagoon	plain
beach	gorge	marsh
mountain	ravine	sandbar
reef	lowlands	geyser

1

2

3

4



STARTING A FIRE

- YOU NEED FIRE!



- Using your knowledge, supplies, and resources on the island, create and draw how you will start a fire.

- Label FOUR key features for building a fire.

- Research or collaborate with others on fire techniques.




draw here




BUILDING SHELTER

- Before nightfall you need to build shelter.
- Using your knowledge, supplies, and resources on the island, create your shelter below.
- Label six key features of your design below.
- It must be realistic!



draw here



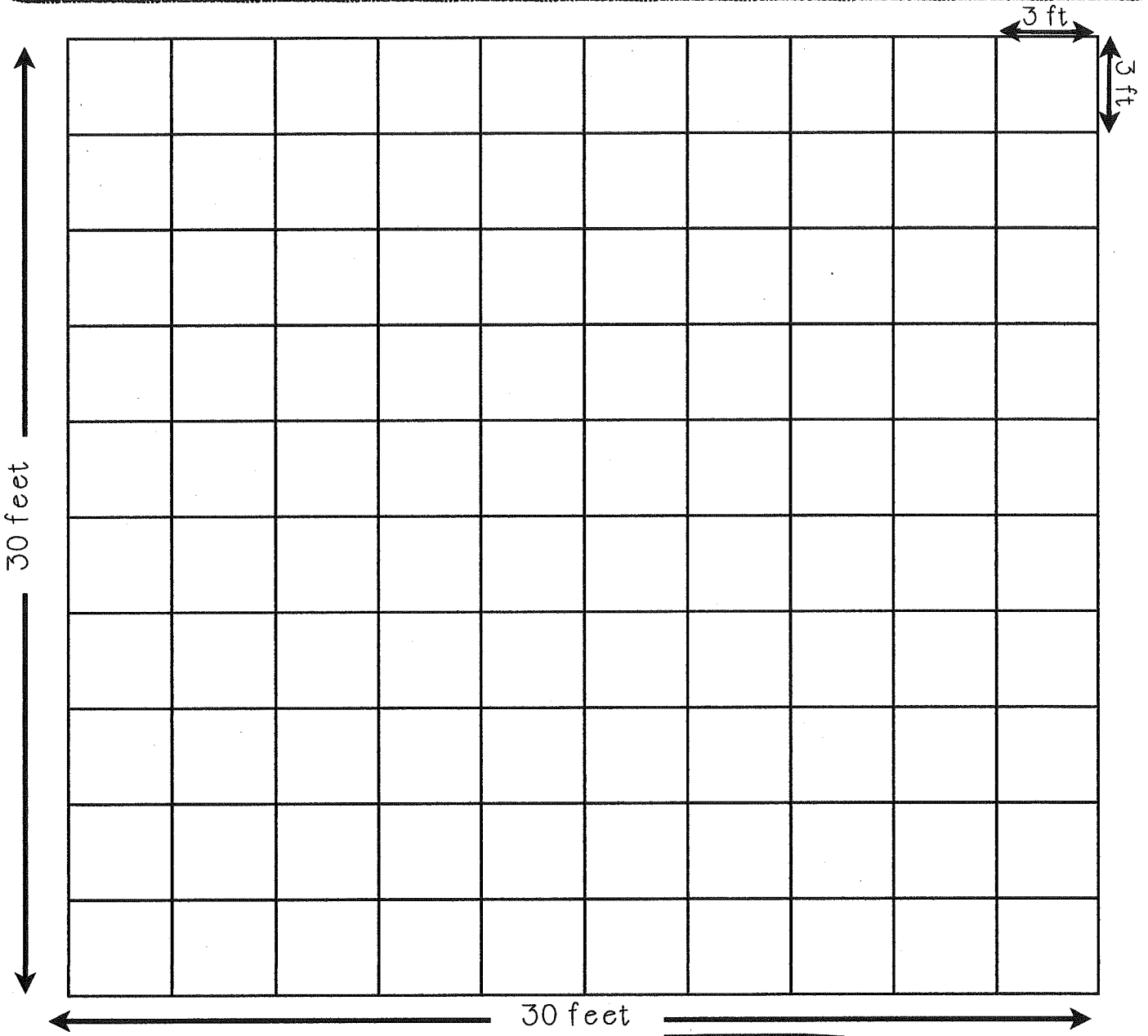
GARDEN VARIETY

Design a garden from SIX vegetables you have found on the island.

- 10 plants of each vegetable.
- Walkway in between vegetables.

- Create a map key.
- COLOR code to match map key.

1	_____	3	_____	5	_____
2	_____	4	_____	6	_____



CARTOGRAPHER CHECKLIST

CHECK OFF WHEN COMPLETE	TO DO LIST	
	Draw the shape of the island. Be detailed.	
	Place an X where you woke up.	
	Draw where your luggage and supplies were found.	
	Draw where you built your first fire.	
	Draw where you built your first shelter.	
	Include 8 LANDFORMS (fill them in below).	
	1	5
	2	6
	3	7
	4	8
	Where is your new home/treehouse? Draw it.	
	Draw your garden and water source system.	
	Where are the animals you saw located?	
	What trails do you take to move around the island?	
	Where is the best place to fish?	
	Label the highest lookout point on the island.	
	Use 3 Journal Entries and mark where they took place.	
	1	
	2	
	3	
	Give your island a name.	
	Add as much detail, color, and information on the map as possible.	
	Include a Legend/Key on the map.	